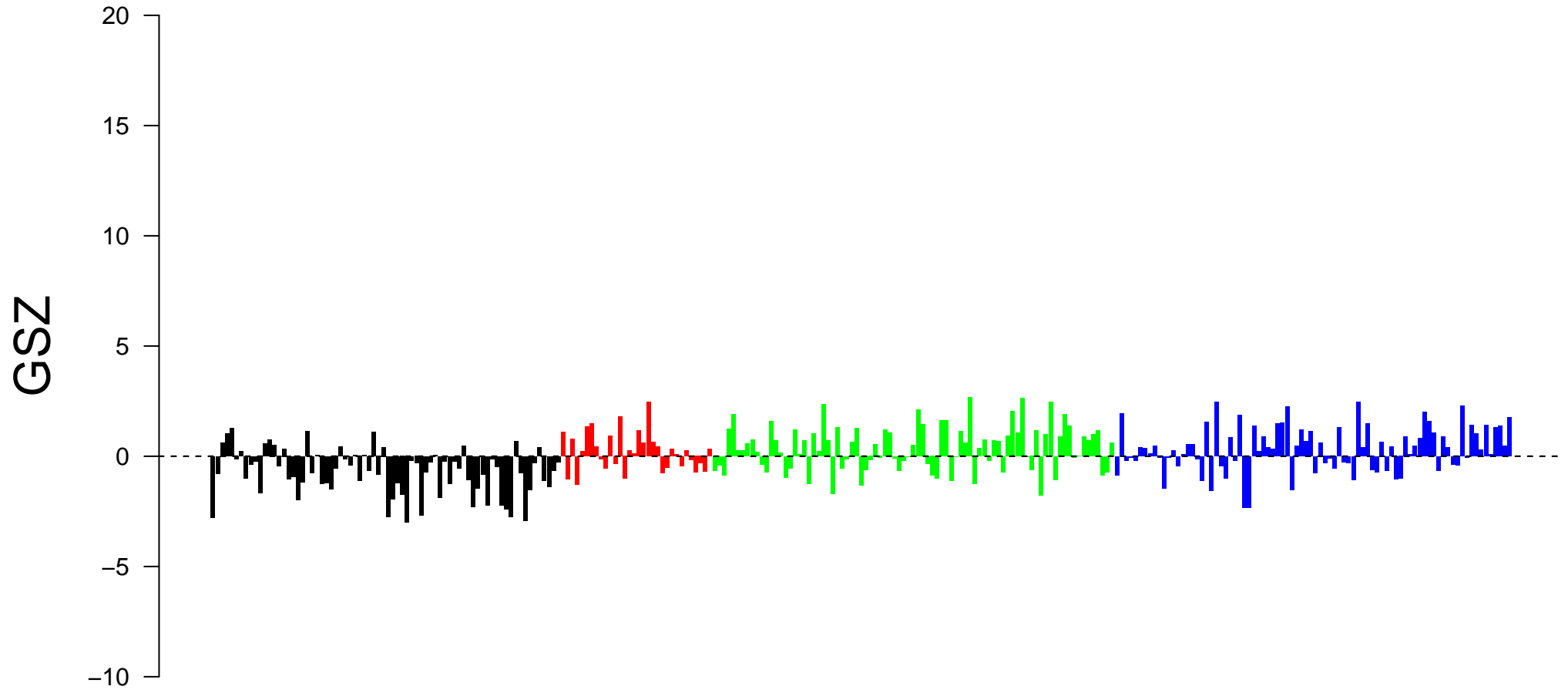
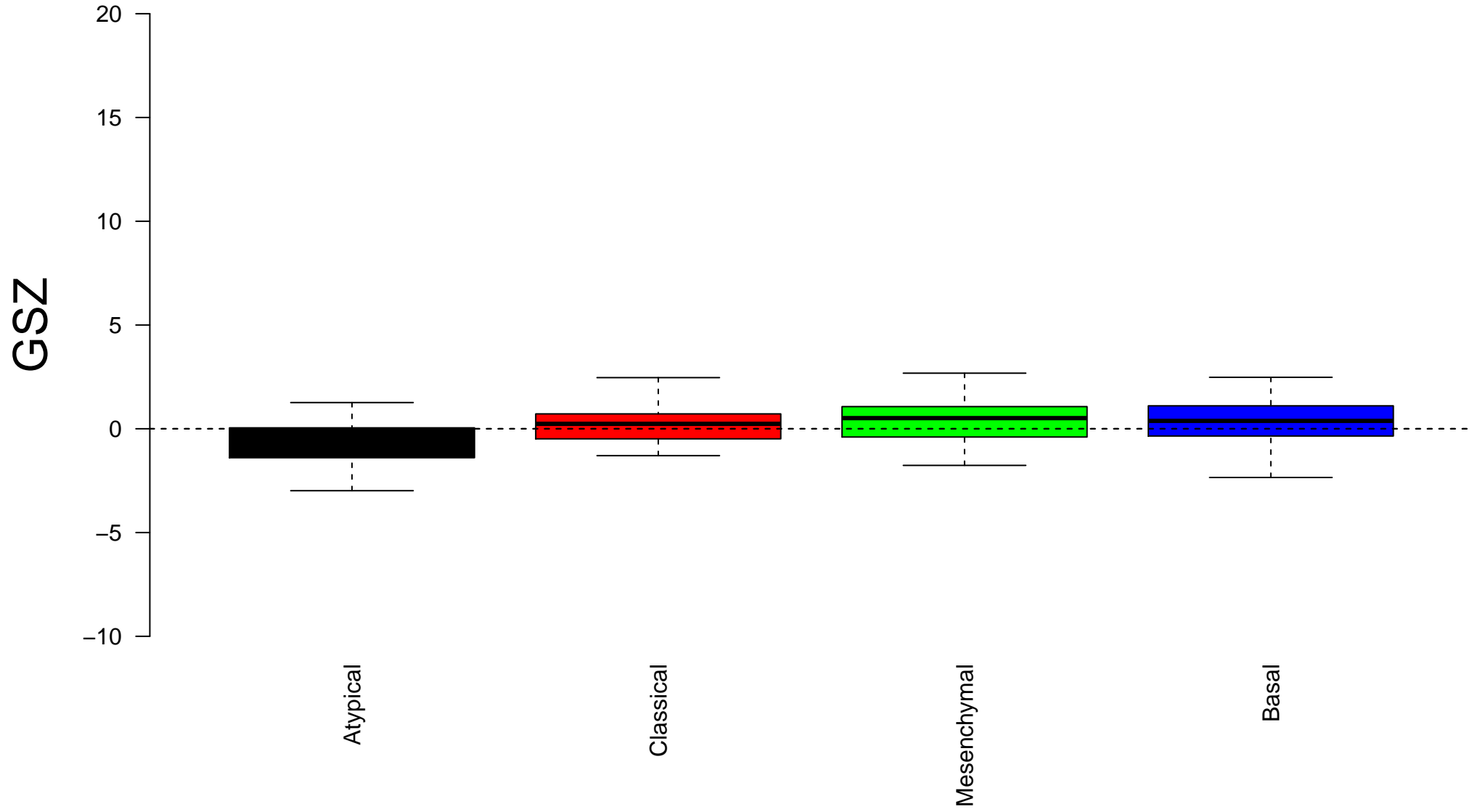



CHIN_BREAST_CANCER_COPY_NUMBER_DN



CHIN_BREAST_CANCER_COPY_NUMBER_DN



Enrichment in spots: CHIN_BREAST_CANCER_COPY_NUMBER_DN



Expression of CHIN_BREAST_CANCER_COPY_NUMBER_DN in Spot A

Δe

1.5


1.0

0.5

0.0

-0.5

-1.0



Expression of CHIN_BREAST_CANCER_COPY_NUMBER_DN in Spot B

Δe

1.5


1.0

0.5

0.0

-0.5

-1.0



Expression of CHIN_BREAST_CANCER_COPY_NUMBER_DN in Spot C

Δe

1.5


1.0

0.5


0.0

-0.5

-1.0



Expression of CHIN_BREAST_CANCER_COPY_NUMBER_DN in Spot D



Expression of CHIN_BREAST_CANCER_COPY_NUMBER_DN in Spot E

Δe

1.5


1.0

0.5


0.0

-0.5

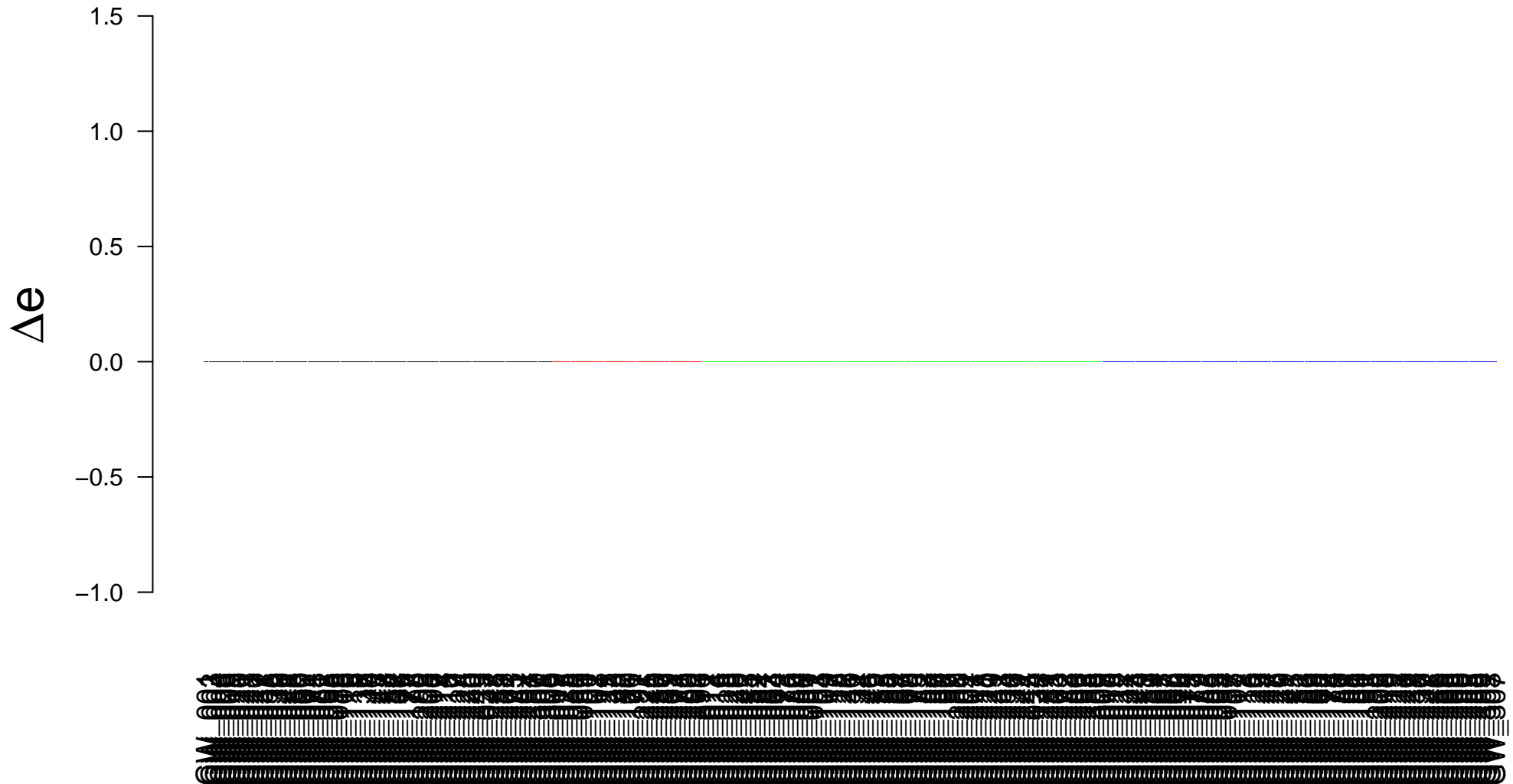
-1.0




Expression of CHIN_BREAST_CANCER_COPY_NUMBER_DN in Spot F



Expression of CHIN_BREAST_CANCER_COPY_NUMBER_DN in Spot G



Expression of CHIN_BREAST_CANCER_COPY_NUMBER_DN in Spot H



Expression of CHIN_BREAST_CANCER_COPY_NUMBER_DN in Spot I

Δe

1.5


1.0

0.5


0.0

-0.5

-1.0



Expression of CHIN_BREAST_CANCER_COPY_NUMBER_DN in Spot J



Expression of CHIN_BREAST_CANCER_COPY_NUMBER_DN in Spot K

Δe

1.5


1.0

0.5

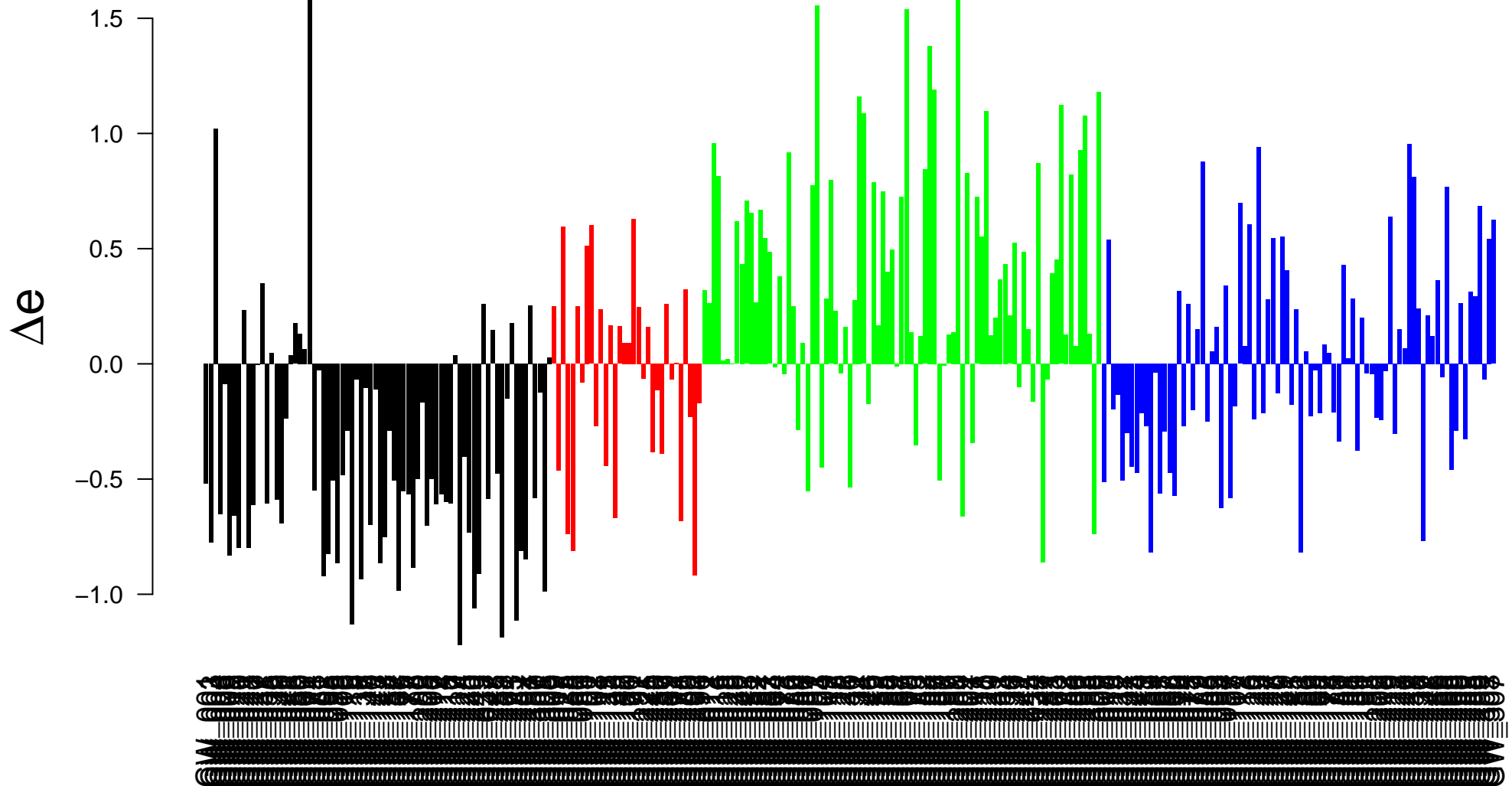
0.0

-0.5


-1.0



Expression of CHIN_BREAST_CANCER_COPY_NUMBER_DN in Spot L



Expression of CHIN_BREAST_CANCER_COPY_NUMBER_DN in Spot M



Expression of CHIN_BREAST_CANCER_COPY_NUMBER_DN in Spot N

Δe

1.5


1.0

0.5


0.0

-0.5

-1.0



Expression of CHIN_BREAST_CANCER_COPY_NUMBER_DN in Spot O



Expression of CHIN_BREAST_CANCER_COPY_NUMBER_DN in Spot P

Δe

1.5


1.0

0.5


0.0

-0.5

-1.0



Expression of CHIN_BREAST_CANCER_COPY_NUMBER_DN in Spot Q



Expression of CHIN_BREAST_CANCER_COPY_NUMBER_DN in Spot R

Δe

1.5

1.0

0.5

0.0

-0.5

-1.0

